




1. Layout stringline and mark at 1.5m.



2. Hammer in angle irons until half way into the ground.




3. Place posts over steels.



4. Ensure all posts are lined out as desired and are in a straight line.



5. Fit rails or picket panels as desired (will slot into place).




6. Fill ridged chamber with sand until just below the level of the steel.



7. Fill to the top of post with water to set the sand.



8. Put on the post caps.



9. Clip in the blanking caps on the ends.